

2025 Water Quality Report

for Columbus and Fort Benning, GA

Consumer Confidence Report With Testing Data From 2024 Calendar Year

Columbus Water Works®

Serving our Community
Protecting the Environment

We are proud to inform our customers that we have had **zero** drinking water violations in our entire 120+ years of providing water to the community.

AWARD SPOTLIGHT

Excellence in Service



- **Plant of the Year Certificate of Merit**
  Fort Benning Water Treatment Plant
- **Plant of the Year Certificate of Merit**
  North Columbus Water Resources Facility
- **Platinum Distribution System of Excellence**
- **Platinum Level Compliance Awards**
  Both drinking water plants and all 9 wells on Ft. Benning
- **Platinum Laboratory QA/QC Wastewater**
- **Platinum Laboratory QA/QC Water**

Dear Valued Customer,

It's my pleasure to introduce the 2025 Water Quality Report, which includes testing results from the 2024 calendar year. This report is an important tool for transparency, giving you clear information about what's in your drinking water and how it compares to state and federal standards set by the Environmental Protection Agency.

We understand the data can be technical, so we've included both table and chart formats to make it easier to read. Most importantly, we're proud to report that CWW continues to meet or exceed all current regulatory requirements and is prepared to meet the upcoming PFAS standards in 2029.

Columbus Water Works has delivered safe, clean, and reliable water to this community for over 120 years, and in all that time, we've never had a drinking water violation. That's a record we're proud of and one we work hard to maintain every single day.

Thank you for allowing us to serve you. We take that responsibility seriously and are committed to providing our customers with the highest-quality water and wastewater services.

Sincerely,

Jeremy Cummings

President, Columbus Water Works

What is Your Water Source? The water source for Columbus and Fort Benning Georgia is Lake Oliver and the Chattahoochee River respectively, which is surface water. Columbus Water Works operates and treats water for its customers under permit #CS2150000. The Chattahoochee River has been providing the area with a safe and dependable water supply for over 120 years.

Source Water Assessment Plan: In March 2001, Columbus Water Works (CWW) completed a Source Water Assessment Plan (SWAP). In 2015, a second SWAP was completed for the Ft. Benning Water Treatment Plant. In 2019, CWW completed an update to the SWAP for the North Columbus Water Resource Facility located on River Road. The purpose of updating the SWAP was to identify if there were any new potential contamination sources throughout the watershed and to determine the risks these sources pose to the water supply intakes. The overall contaminant susceptibility for Columbus and Fort Benning residents remains LOW. Some Potential Pollution Sources (PPS) include: a marina with fuel stations, sewer lift stations and pipelines, commercial and industrial areas, residential lawns, and golf courses. Columbus Water Works employs real-time detection systems to monitor and adjust treatment processes as necessary.

For more information about the SWAP, please contact Amy Gamble-Coker, Manager of Environmental Services at (706) 649-3480 or agamble-coker@cwwga.org.

Questions about your water quality report? If you have any questions about the information in this report or would like to request a copy, please contact Amy Gamble-Coker, Manager of Environmental Services at (706) 649-3480 or agamble-coker@cwwga.org.

Español? Para recibir la versión en español del Informe de calidad del agua de CWW 2025, llame al Servicio de atención al cliente al 706-649-3400 o visite **cwwga.org/aboutus/reports.**

The Facts About Drinking Water

Drinking water, including bottled water, may reasonably be expected to contain at least small amounts of some contaminants. The presence of contaminants does not necessarily indicate that water poses a health risk. More information about contaminants and potential health effects can be obtained by calling the Environmental Protection Agency's Safe Drinking Water Hotline (800-426-4791).

The sources of drinking water (both tap water and bottled water) include rivers, lakes, streams, ponds, reservoirs, springs, and wells. As water travels over the surface of the land or through the ground, it dissolves naturally-occurring minerals and, in some cases, radioactive material, and can pick up substances resulting from the presence of animals or from human activity. Contaminants that may be present in source water include:

a. Microbial contaminants, such as viruses and bacteria, which may come from sewage treatment plants, septic systems, agricultural livestock operations, and/or wildlife.

b. Inorganic contaminants, such as salts and metals, which can be naturally-occurring or result from urban stormwater runoff, industrial or domestic wastewater discharges, oil and gas production, mining, or farming.

c. Pesticides and herbicides, which may come from a variety of sources such as agriculture, urban stormwater runoff, and/or residential uses.

d. Organic chemical contaminants, including synthetic and volatile organic chemicals, which are by-products of industrial processes and petroleum production, and can also come from gas stations, urban stormwater runoff, and/or septic systems.

e. Radioactive contaminants, which can be naturally-occurring or be the result of oil and gas production and mining activities.

In order to ensure that tap water is safe to drink, the Environmental Protection Agency prescribes regulations which limit the amount of certain contaminants in water provided by public water systems. The Food and Drug Administration regulations establish limits for contaminants in bottled water, which must provide the same protection for public health.

An Important Message from the EPA

Lead In Drinking Water: There is no safe level of lead. If present, elevated levels of lead in your drinking water can cause serious health problems, especially for pregnant women and young children. Lead in drinking water is primarily from materials and components associated with service lines and home plumbing. Columbus Water Works is responsible for providing high quality drinking water, but cannot control the variety of materials used in plumbing components. When your water has been sitting for several hours, you can minimize the potential for lead exposure by running your tap for 30 seconds to 2 minutes before using water for drinking or cooking. If you are concerned about lead in your water, you may wish to have your water tested. Information on lead in drinking water, testing methods, and steps you can take to minimize exposure is available from the Safe Drinking Water Hotline (800-426-4791) or at www.epa.gov/safewater/lead.

Immuno-compromised: Some people may be more vulnerable to contaminants in drinking water than the general population. Immuno-compromised persons such as persons with cancer undergoing chemotherapy, persons who have undergone organ transplants, people with HIV/AIDS or other immune system disorders, some elderly, and infants can be particularly at risk from infections. These people should seek advice about drinking water from their health care providers. EPA/CDC guidelines on appropriate means to lessen the risk of infection by Cryptosporidium and other microbial contaminants are available from the Safe Drinking Water Hotline (800-426-4791).

Other Water Contaminants: Cryptosporidium is a protozoan parasite too small to be seen without a microscope. It is common in surface waters like lakes and rivers, especially when waters contain a high amount of sewage or animal waste. This parasite can cause symptoms like diarrhea, nausea, stomach cramps, or all three. Because other illnesses can have similar symptoms, a special laboratory test is needed to determine if this contaminant is the cause. Columbus Water Works has sent both treated and source water samples from our system to laboratories set up for this parasite test. The water that goes into your tap has never tested positive for this parasite; however, it may be assumed that this parasite can be found in all surface water.



Key Terms to Know

Action Level (AL): The concentration of the contaminant which, if exceeded, triggers treatment or other requirements, which a water system must follow.

Maximum Contaminant Level (MCL): The highest level of a contaminant that is allowed in drinking water. MCLs are set as close to the MCLGs as feasible using the best available treatment technology.

Maximum Contaminant Level Goal (MCLG): The level of a contaminant in drinking water below which there is no known or expected risk to health. MCLGs allow for a margin of safety.

Maximum Residual Disinfectant Level (MRDL): The highest level of a disinfectant allowed in drinking water. There is convincing evidence that addition of a disinfectant is necessary for control of microbial contaminants.

Maximum Residual Disinfectant Level Goal (MRDLG): The level of drinking water disinfectant below which there is no known or expected risk to health. MRDLGs do not reflect the benefits of the use of disinfectants to control microbial contamination.

Nephelometric Turbidity Units (NTU): Measurement of the clarity (turbidity) of water.

parts per million (ppm): One part substance per million parts water (or milligrams per liter).

parts per billion (ppb): One part substance per billion parts water (or micrograms per liter).

parts per trillion (ppt): One part substance per trillion parts water (or nanograms per liter).

Treatment Technique (TT): A required process intended to reduce the level of a contaminant in drinking water.

How Clear Is Your Water?

Did You Know? Turbidity is the measure of the cloudiness of water. We monitor turbidity because it is a good indicator of water quality and the effectiveness of our filtration system.

Meets/Exceeds Regulations

Turbidity Maximum

Dates Sampled:
January, 2024 through December, 2024

EPA Maximum Goal (MCLG)
None

Highest EPA Allowed Level (MCL)
TT = 1 NTU

Amount Detected in Our Tap Water
0.04

Range of Detection
0.02 - 0.08 ppm

Total Organic Carbon

Dates Sampled:
January, 2024 through December, 2024

EPA Maximum Goal (MCLG)
None

Highest EPA Allowed Level (MCL)
TT

Amount Detected in Our Tap Water
1.7 ppm

Range of Detection
1.4 - 2.0 ppm

Turbidity Percentage: 100% of the samples tested for turbidity were equal to or below 0.30 NTU, which meets the allowed limit for the selected TT. As a 25-year participant in AWWA's Partnership for Safe Water, CWW consistently achieves an even higher standard of 0.10 NTU.

Quick Definition: TT (treatment technique) is defined as a required process intended to reduce the level of a contaminant in drinking water. Treatment techniques will vary based on the type of water contaminant being treated.

Did You Know?

Fluoride is a substance that naturally occurs in water. In 1971, Columbus Consolidated Government passed City Ordinance 71-172 requiring fluoride to be added to the public water system.

As required by law and as a condition of our water treatment permit, CWW adjusts the fluoride levels during treatment to meet the required standards.

The Centers for Disease Control recommend a fluoride level of 0.7 parts per million to prevent tooth decay, while the safety standard for drinking water is 2.0 parts per million. The fluoride levels in our drinking water range from 0.44 to 0.70 parts per million, which is well within safe limits.

Columbus Water Works is closely monitoring this regulation and will make the necessary changes if new rules or guidelines are established.

Meets/Exceeds Regulations

Fluoride

Dates Sampled: January, 2024 through December, 2024

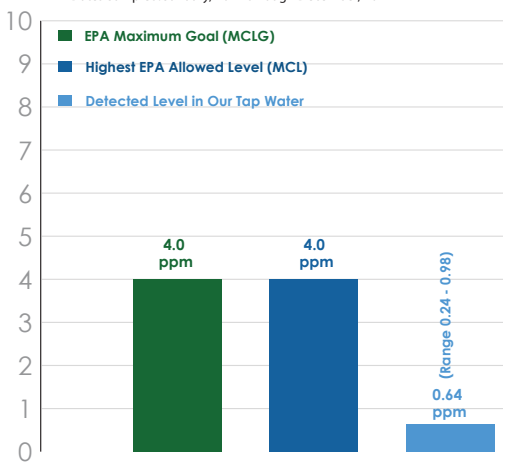

Typical Source:
Water additive that promotes strong teeth

Chlorine

Dates Sampled: January, 2024 through December, 2024

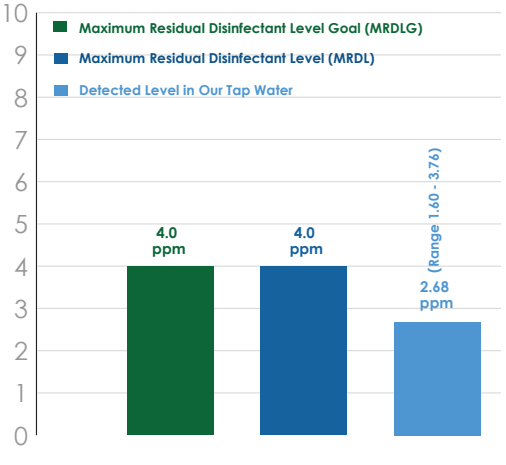

Typical Source:
Water additive used to control microbes

Did You Know?

Water disinfection and treatment is considered one of the greatest public health achievements in the 20th century. In fact, the routine disinfection of drinking water dramatically decreased the number of deaths resulting from water borne diseases such as typhoid fever and cholera.

Meets/Exceeds Regulations

Haloacetic Acids

Dates Sampled: January, 2024 through December, 2024

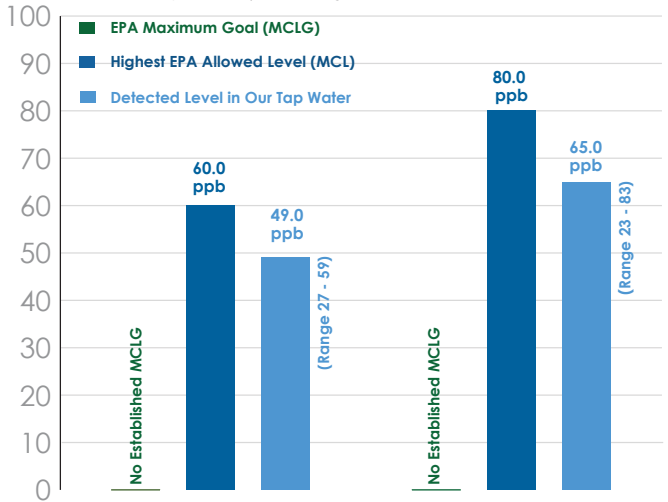

Typical Source:
By-product of drinking water disinfection

Total Trihalomethanes

Typical Source:
By-product of drinking water disinfection

Nitrate

Dates Sampled: January, 2024 through December, 2024

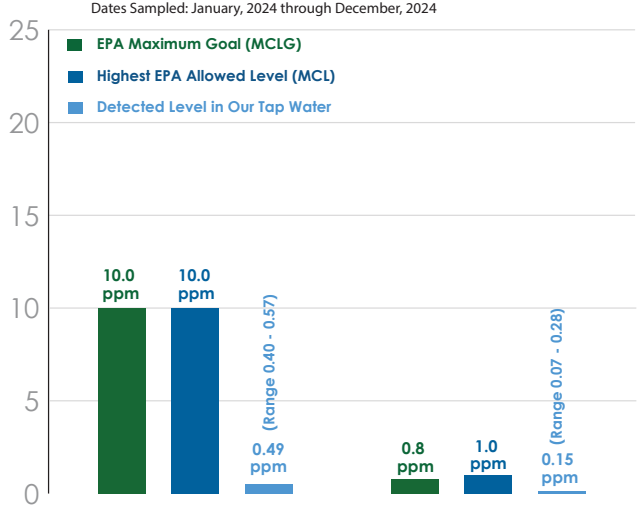

Typical Source:
Runoff from fertilizer use

Chlorite

Typical Source:
By-product of drinking water disinfection



Did You Know?

Our Environmental Services department processes between 190-215 samples each month to test for Total Coliform Bacteria. This graph shows results from the month during the year with the highest level detected.

Meets/Exceeds Regulations

Total Coliform Bacteria

Dates Sampled: January, 2024 through December, 2024

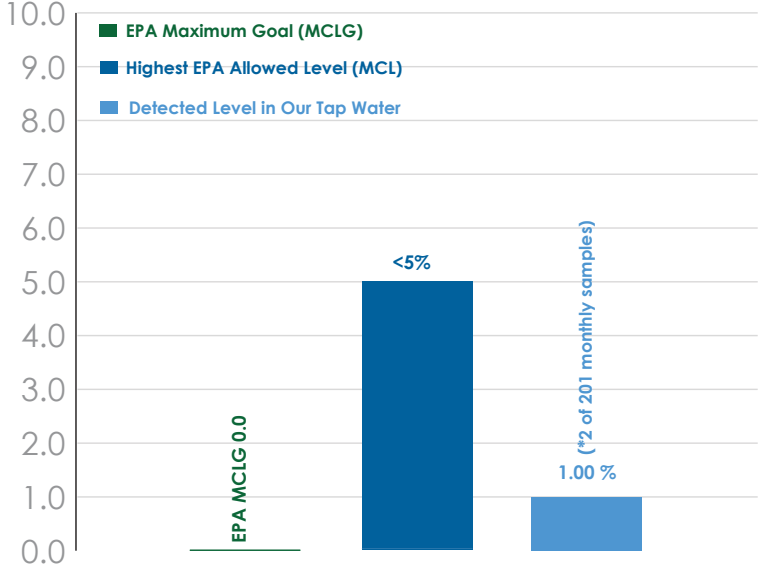

Typical Source:
Naturally present in the environment

***Please Note:** Sites were resampled and no coliform was detected.

Quick Fact

Columbus Water Works has a comprehensive corrosion control program designed to balance the water chemistry preventing deterioration of pipe materials within our system. For details, visit www.cwwga.org.

Meets/Exceeds Regulations

Lead

Dates Sampled: January, 2022 through December, 2022. Sampled every 3 years.

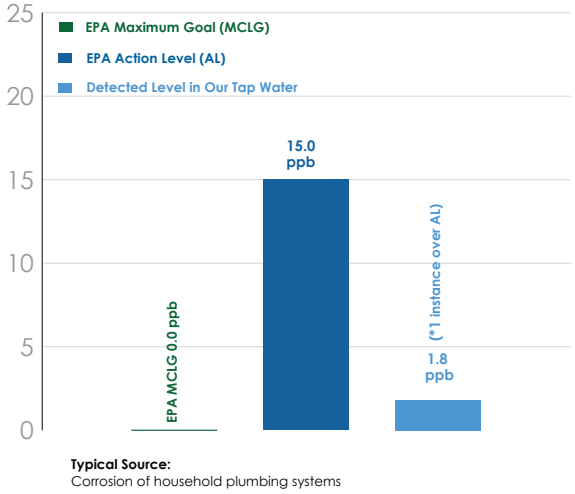

Typical Source:
Corrosion of household plumbing systems

Copper

Dates Sampled: January, 2022 through December, 2022. Sampled every 3 years.

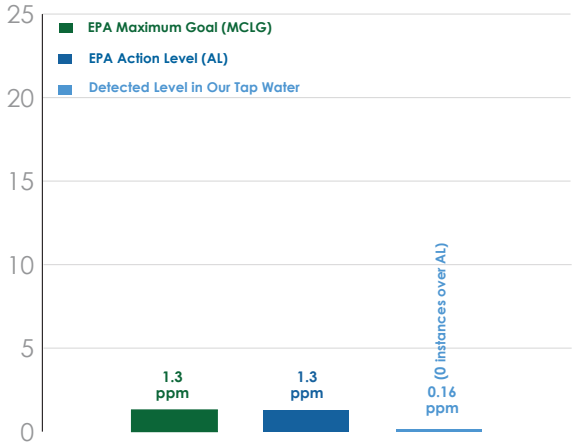

Typical Source:
Corrosion of household plumbing systems

*** Please Note:** Although one (1) out of 50 sites sampled tested above the action level for lead, the standard of 90 percent of test sites being within the regulated limits was met. The lead and copper rule mandates sampling every three years.

In 2022, CWW launched the Lead and Copper Inspection Program in response to the EPA's new rule mandating water utilities across the nation identify the material of all public and private water service lines/laterals in their service area.

The final inventory was completed in 2024.

We are pleased to report that our inspection program has confirmed that there are NO lead service lines or laterals in the Columbus or Fort Benning water systems. For more details visit **www.cwwga.org/lead.**

Drinking Water Analysis Table

Regulated Substance Tested and Detected	MCL	MCLG	Amount Detected	Range of Detection	Dates of Sampling (Mo./Yr.)	Does it meet Standards?	Possible Source of Substance
Fluoride, ppm	4	4	0.64	0.24 - 0.98	1/24 -12/24	Yes	Water additive promoting strong teeth
Nitrate, ppm	10	10	0.49	0.40 - 0.57	1/24 -12/24	Yes	Runoff from fertilizer use
Chlorite, ppm	1	0.8	0.15	0.07 - 0.28	1/24 -12/24	Yes	By-product of drinking water disinfection
Turbidity, Maximum NTU	TT = 1 NTU	N/A	0.04	0.02 - 0.08	1/24 -12/24	Yes	Soil runoff
Turbidity, TT %	TT = %<= 0.30 NTU	0	100.0%	N/A	1/24 -12/24	Yes	Soil runoff
Haloacetic Acids (HAA), ppb	60	N/A	49	27 - 59	1/24 -12/24	Yes	By-product of drinking water disinfection
Total Trihalomethanes (TTHM), ppb	80	N/A	65	23 - 83	1/24 -12/24	Yes	By-product of drinking water disinfection
Total Organic Carbon, ppm	TT	N/A	1.7	1.4 - 2.0	1/24 -12/24	Yes	Naturally present in the environment
Total Coliform Bacteria Highest Percent (percent of monthly samples positive for bacteria)	<5%	0	1.00%	2* of 201 samples	1/24 -12/24	Yes	Naturally present in the environment

* Sites were resampled and no coliform was detected.

Drinking Water Analysis Table
(continued)

Regulated Substance Tested and Detected	MRDL	MRDLG	Amount Detected	Range of Detection	Dates of Sampling (Mo./Yr.)	Does it meet Standards?	Possible Source of Substance
Chlorine, ppm	4	4	2.68	1.60 - 3.76	1/24 -12/24	Yes	Water additive used to control microbes

Lead and Copper at the Tap	AL	MCLG	Amount Detected	# of Sites Found Above AL	Dates of Sampling (Mo./Yr.)	Does it meet Standards?	Possible Source of Substance
Lead, ppb	15	0	1.8	1* (50 sites Sampled)	1/22 -12/22	Yes	Corrosion of household plumbing systems
Copper, ppm	1.3	1.3	0.16	0 (50 sites Sampled)	1/22 -12/22	Yes	Corrosion of household plumbing systems

Note: Detected amounts are annual averages or running annual averages. Lead and Copper data presented in this report are from the most recent test done in accordance with drinking water regulations. Sampling is performed every three years as required by regulations.

* Although 1 site tested above the action level, the standard of 90 percent of test sites being within the regulated limits was met.

Please note: The information displayed in the "Drinking Water Analysis Table" is the same information displayed in the graphs on pages 7-11 of the booklet. To assist with comprehension of the complex data, we have provided both formats. If you have additional questions, please contact Amy Gamble-Coker, Manager of Environmental Services at (706) 649-3480 or agamble-coker@cwwga.org.

Drinking Water Analysis Table (continued)

Regulated Substance Tested and Detected	MCL	MCLG	Amount Detected	Range of Detection	Dates of Sampling (Mo./Yr.)	Does it meet Standards?	Possible Source of Substance
PFOA, ppt	4	0	8.7	1.7 - 20.0	1/24 - 12/24	**No	Man-made compound used in products and manufacturing
PFOS, ppt	4	0	4.7	1.7 - 7.4	1/24 - 12/24	**No	Man-made compound used in products and manufacturing
PFHxS, ppt	10	10	2.0	<1.7 - 3.1	1/24 - 12/24	Yes	Man-made compound used in products and manufacturing
Mixture of two or more: PFNA, HFPO-DA, PFBS, PFHxS	Hazard Index = 1	Hazard Index = 1	0.18	0 - 0.18	1/24 - 12/24	Yes	Man-made compound used in products and manufacturing

** The Environmental Protection Agency released final regulations for PFAS compounds on April 10, 2024. Water utilities have until 2029 to comply with the new standards. These substances are collected and tested monthly as part of our regular water quality testing.

PFAS is a complex group of man-made compounds that were first introduced in the 1940s. Perfluorooctanoic acid (PFOA) and perfluorooctane sulfonate (PFOS) are two PFAS compounds that are receiving the most attention today. Unfortunately, these compounds do not naturally deteriorate and have therefore been given the nickname “Forever Chemicals”. They can now be found in everything from our soil to our water and air.

On April 10, 2024, EPA released final regulations for six PFAS compounds. Water utilities have until 2029 to comply with the new standard. In anticipation of the final regulations, CWW completed a pilot project to evaluate and determine which advanced treatment technology is the most effective for removing PFAS. Results are being compiled and will be evaluated to ensure we meet the 2029 deadline. For more information about PFAS and your drinking water, please visit www.cwwga.org.

Unregulated Contaminant Monitoring Rule

Unregulated Contaminant Monitoring Rule (UCMR): In an effort to protect the public from potentially harmful substances, the EPA requires all drinking water utilities to analyze its water supply and finished drinking water every five (5) years for certain compounds. This process is called the Unregulated Contaminant Monitoring Rule (UCMR). The compounds selected for testing are from a Chemical Candidate List that the EPA maintains. The data collected from the UCMR testing is used to determine if there are any public health concerns related to these compounds. For more information please refer to www.epa.gov/ucmr.

Each Chemical Candidate that is chosen is reviewed by certified independent labs then submitted to the EPA for approval and participation in the UCMR. Each utility that collects samples for testing these compounds may use one of these labs. If one of these substances are detected through testing, it must be reported in the utility's Consumer Confidence Report. The table on this page shows all of the substances found in 2024 UCMR testing for Columbus Water Works.

Unregulated Substance Tested and Detected*	MCL	MCLG	Amount Detected	Range of Detection	Dates of Sampling (Mo/Yr)	Does it Meet Standards	Possible Sources of Substance
PFBS, ppt	None	None	3.9	3.0 - 5.0	1/24 - 12/24	Standard not established	Man-made compound used in products and manufacturing
PFOS, ppt	4	0	6.3	5.0 - 8.4	1/24 - 12/24	**No	Man-made compound used in products and manufacturing
PFBA, ppt	None	None	5.5	<5.0 - 5.7	1/24 - 12/24	Standard not established	Man-made compound used in products and manufacturing
PFPeA, ppt	None	None	5.3	3.4 - 9.6	1/24 - 12/24	Standard not established	Man-made compound used in products and manufacturing
PFHxA, ppt	None	None	5.1	3.5 - 9.1	1/24 - 12/24	Standard not established	Man-made compound used in products and manufacturing
PFOA, ppt	4	0	11.8	4.2 - 33.9	1/24 - 12/24	**No	Man-made compound used in products and manufacturing

** The Environmental Protection Agency released final regulations for PFAS compounds on April 10, 2024. Water utilities have until 2029 to comply with the new standards. Every 5 years, UCMR data is collected and tested quarterly, separate from our regular water quality testing.

Lead & Copper Supplemental Information

Lead can cause serious health effects in people of all ages, especially pregnant people, infants (both formula-fed and breastfed), and young children. Lead in drinking water is primarily from materials and parts used in service lines and in home plumbing. Columbus Water Works -- GA2150000-- is responsible for providing high quality drinking water and removing lead pipes but cannot control the variety of materials used in the plumbing in your home. Because lead levels may vary over time, lead exposure is possible even when your tap sampling results do not detect lead at one point in time. You can help protect yourself and your family by identifying and removing lead materials within your home plumbing and taking steps to reduce your family's risk. Using a filter, certified by an American National Standards Institute accredited certifier to reduce lead, is effective in reducing lead exposures. Follow the instructions provided with the filter to ensure the filter is used properly. Use only cold water for drinking, cooking, and making baby formula. Boiling water does not remove lead from water. Before using tap water for drinking, cooking, or making baby formula, flush your pipes for several minutes. You can do this by running your tap, taking a shower, doing laundry or a load of dishes.

If you have a lead service line or galvanized requiring replacement service line, you may need to flush your pipes for a longer period. If you are concerned about lead in your water and wish to have your water tested, contact 706-649-3480. Information on lead in drinking water, testing methods, and steps you can take to minimize exposure is available at **www.epa.gov/safewater/lead.**

Lead and Copper Range Data							
Analyte	**Date Sampled (Mo./Yr.)**	**MCLG**	**Action Level (AL)**	**Range Low**	**Range High**	**Units**	**Violation**
Lead	1/22 – 12/22	0	15	1.1	350	ppb	No
Copper	1/22 – 12/22	1.3	1.3	0.005	0.500	ppm	No

To access all individual Lead Tap Sample results for Columbus Water Works please call 706-649-3480 or email agamble-coker@cwwga.org.

Lead & Copper Inspection Inventory

The Service Line Inventory (SLI) is a requirement under the Lead and Copper Rule Revisions (LCRR) to help water systems identify and replace lead service lines. It mandates that all public water systems develop and maintain an inventory of service line materials to assess the presence of lead and protect public health. The inventory will support proactive lead reduction efforts and ensure compliance with regulatory requirements to minimize lead exposure in drinking water. To access the SLI for Columbus Water Works visit the following link **www.cwwga.org/lead.**

Columbus Water Works
Post Office Box 1600
Columbus, GA 31902

Public Meeting Information:

Columbus Water Works' operations are conducted under the Board of Water Commissioners. Board Members are appointed by the Columbus Consolidated Government City Council. The Board holds regularly scheduled meetings at 1:30 PM on the second Monday of each month. Please verify the meeting date on our website at: www.cwwga.org.

These meetings are open to the public. Meetings are located at:

1421 Veterans Parkway, Columbus, Georgia 31901.

Other Information Sources

Websites with information about water quality:

www.epa.gov

www.awwa.org

www.amwa.net

www.gaepd.gov

www.cwwga.org

Columbus Customers:

Columbus Water Works business office located at 1421 Veterans Parkway, is open weekdays, except for holidays:

Office Hours: 9:00 AM - 5:00 PM

General Information/Emergencies: (706) 649-3400

Fort Benning Customers:

If you have problems with your service, contact:

Residential: 706-685-3929

Commercial: 706-545-2518